


Concept: An Introduction to Measurement

Name: _____

COMPUTER COMPONENT

Instructions:In  follow the **Content Menu** path:**Measurement and Geometry > An Introduction to Measurement**Work through all Sub Lessons of the following Lessons **in order**:

- *Measurement in the News*
- *A Glimpse Into The Past*
- *All Distance Activities*
- *All Metric and US Measurement Systems*
- *All Conversions*
- *Benchmarks*
- *Rudy's Run*



As you work through the computer exercises, you will be prompted to make notes in your notebook/math journal.

OFF COMPUTER EXERCISES

1. In our daily lives, sometimes measurement can be estimated, and at other times it must be very accurate. A list of locations where long-jump might be measured is shown below.

1. Track & Field World Championships
2. Back yard
3. School Track Meet

Circle the list which shows the locations in order from the greatest to the least need for accuracy?

- A. 3, 2, 1
- B. 3, 1, 2
- C. 1, 2, 3
- D. 1, 3, 2

2. In order for you to measure a distance accurately, you must be able to master the use of your measuring tools.

Circle the given measurement on each ruler.

Mark	Ruler
3.25 in	
6.5 cm	
9.75 in	
0.5cm	

3. Use your knowledge of scale to help calculate the size of the following objects. Be sure to show all of your work.


Hint: First, use your ruler to measure the object. Then, take this value and multiply it by the scale. (For example: 1cm = 5 m \therefore A 5cm measurement : $5 \times 5 = 25$ m)

(a) Scale- 1in = 5 ft



Show your calculations.

(b)



Scale- 1cm = 6 m

Show your calculations.

4. When you are measuring an object, some units are better suited than others.

Use a ruler to draw a straight line connecting the object with its ‘most’ appropriate unit of measure.

Unit of Measure

Object

ft

Width of a fingernail



in

Memphis to Detroit



mm

Vertical Jump



km

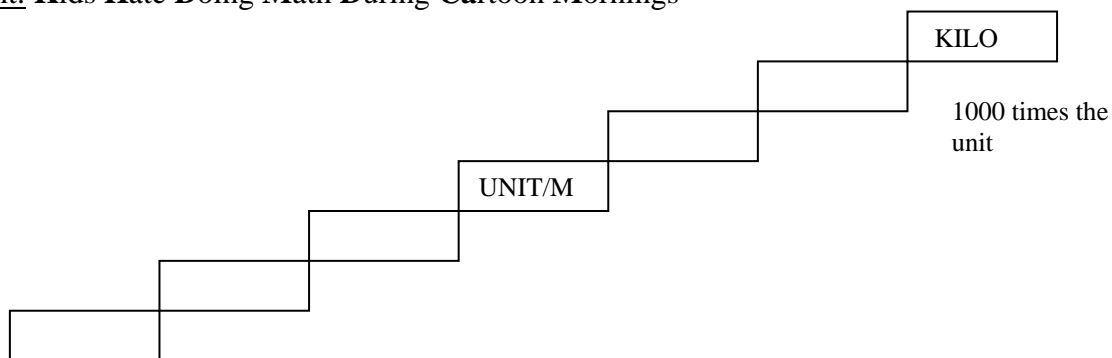
Width of a Textbook




5. Develop a rule for changing between metric units. Use the idea of the number of steps between units and the number 10 to build your method.

6. Record the *Metric Prefixes* in the spaces provided. Below each, compare it to the unit. One prefix is done for you.

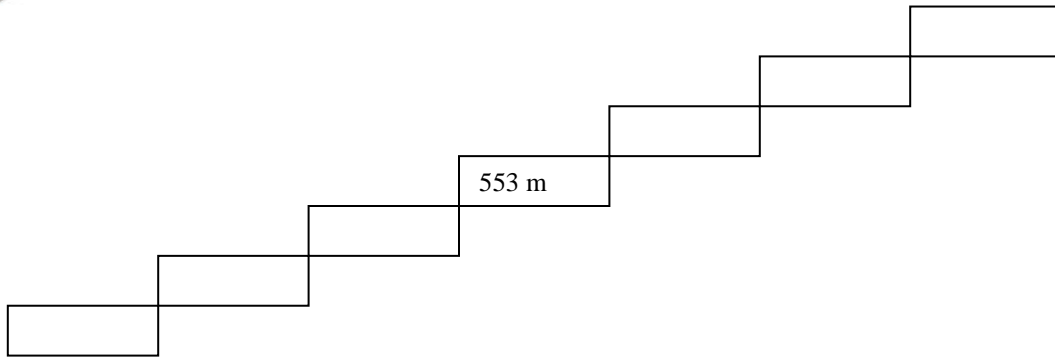
Hint: Kids Hate Doing Math During Cartoon Mornings



7. For the following measure, complete the conversions on the table provided.



The height of the CN tower is 553 m.



Complete the conversions in the steps table.

8. Now use the *Metric Steps* to make these conversions: (Remember to count the steps.)

<input type="text"/> 500 cm	_____m
<input type="text"/> 2 km	_____m
<input type="text"/> _____ml	5.5 litres
<input type="text"/> 220 mm	_____cm
<input type="text"/> _____kg	20 000 g

Extension Problem

How many meters in one turn if the relay race is 1.6 km for a team of 8 people?
