



# Concept: Percent... A Special Fraction

Name: \_\_\_\_\_

## COMPUTER COMPONENT


**Instructions:** In  follow the **Content Menu** path:

**Fractions > Percent... A Special Fraction**

 Work through all Sub Lessons of the following Lessons **in order**:

- *Percent Means*
- *Introduction*
- *Percent Strips*
- *Examples*
- *Making Sense of Percent*
- *Estimating Percent*

Additional Required Materials: Pencil Crayons

 As you work through the computer exercises, you will be prompted to make notes in your notebook/math journal.

## NOTES

1. Fill in the blanks.

*Percent means Per* \_\_\_\_\_.

*Which means Per* \_\_\_\_\_.

*OR*

*Out of* \_\_\_\_\_.

2. A chocolate bar costs 75 cents. 75 cents is \_\_\_\_\_% of a whole dollar.

3. Color in each Percent Strip the amount indicated.

100 %

50%

25 %

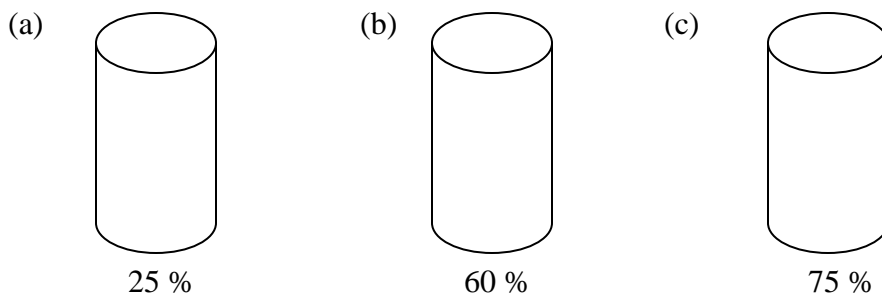
20%

10 %


75%

**OFF COMPUTER EXERCISES**

1. An environmentally smart way to care for your yard is to collect water in rain barrels for watering purposes. Color in the indicated amount of water in each rain barrel.




2.



5 like strips of \_\_\_\_\_% represents 100%.

3. Follow the instructions below.

**10 x 10 Grid**



- Color 10 squares red.
- Color 15 % of the squares green.
- Color 20 squares blue.

- (a) What percentage of squares are colored red and blue? \_\_\_\_\_
- (b) What percentage of squares are colored blue and green? \_\_\_\_\_
- (c) What percentage of the big square is not colored? \_\_\_\_\_

4. The school records show that of 100 students, 45 live within a 5 minute walk of the school. *What percentage of those 100 students live farther than a 5 minute walk away from the school?*

---



---



---

5. In the last 200 days, 130 days have been sunny, 60 have been rainy and 10 have just been overcast.


- (a) What percentage of the days were sunny? \_\_\_\_\_
- (b) What percentage of the days were overcast? \_\_\_\_\_
- (c) What percentage of the days were **not** sunny? \_\_\_\_\_

6. If a photocopier changes an image to 225% of its normal size:

*Is the new image smaller or larger than the original?* \_\_\_\_\_


What might this new image look like?

*Original*



*New Image*


7. Match the bar with the appropriate number for percentage colored. (use a ruler to draw a line to connect the two)



40 %



60 %



20 %



80 %

8. *Your turn...* Write a problem that follows these two rules:

1. It must end in a question.
2. The question must have the person use percents to answer it.

*Have a friend answer the question and explain which method they used to answer it.*